


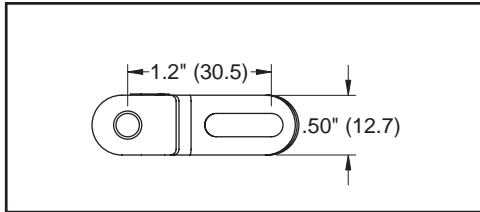


Spiral Pro (PR61200)

- 1-1/5 inch pitch
- 63% open contact surface area
- Turning radius equals 1.3 times the nominal belt width to 12" wide; 1.4x to 20" wide and 1.6 above 20" wide
- Connecting rod diameter = 3/16 inch
- Built to USDA & FDA standards
- Standard belt width increments = 1 inch (25.4) nominal, starting from 12 inches (304.8). Non-standard widths available in 1 inch increments upon request
- Material selection may affect belt width - please consult factory for actual dimensions



Spiral Belting



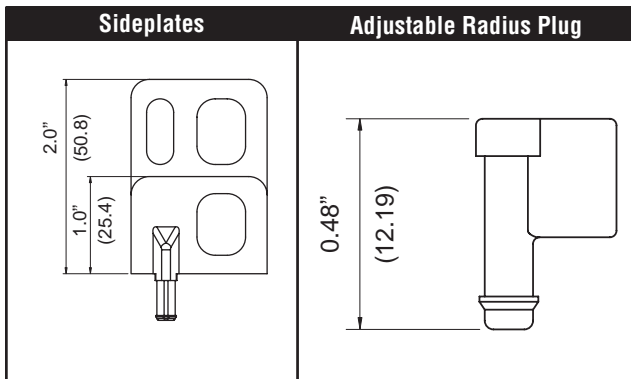
Certified dimensions of ordered material furnished upon request.

BELT DATA

| Belt Material | Color | Standard Rod Material (Radius Belt) | Maximum Belt Pull | | Belt Weight | | Continuous Temp. Range | | Agency Standards | |
|---------------|-----------|-------------------------------------|-------------------|-------|--------------------|-------------------|------------------------|-------------|------------------|----------------------|
| | | | LBS | N | LB/FT ² | kg/m ² | F° | C° | FDA | USDA meat/poultry |
| Propylene | gray | Nylon | 400 | 1,778 | 1.0 | 4.88 | +50 to +210 | +10 to +99 | ✓ | ✓ |
| Acetal | blue | Nylon | 600 | 2,667 | 1.51 | 7.37 | -40 to +200 | -40 to +93 | ✓ | ✓ |
| Nylon 2 | dark gray | Nylon | 600 | 2,667 | 1.24 | 6.05 | -40 to +245 | -40 to +118 | ✓ | ✓ |

Consult factory for material recommendations for higher intermittent temperatures. Please refer to Engineering Data for the effect of operational conditions on belt pull.

BELT ACCESSORIES



Available in 1", 2" and 4" heights.

For sizes 1.8, 2.0, 2.2, 2.5 & 3.0 turning radius.

SPROCKET DATA — For sprocket information, see page 12-8.

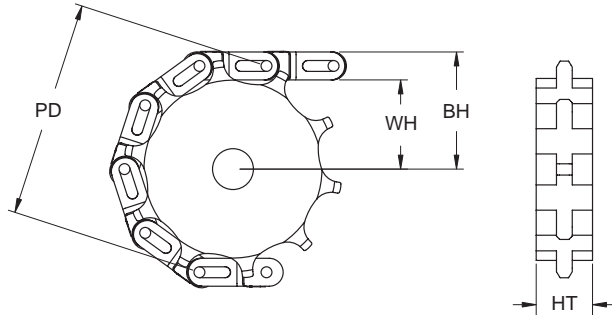
CAGE BAR CAPS — See page 12-15.

Sprocket Information

1-1/5" Pitch Spiral Pro (PR61200)



Machined Sprocket



Split Sprockets and other sizes are available - consult factory for non-standard sizes.

| Sprocket Part Number | No. of Teeth | (PD) Nominal Pitch Diameter | | (WH) Shaft Center to Top of Wearstrip | | (BH) Shaft Center to Top of Belt | | (HT) HUB Thickness | |
|----------------------|--------------|-----------------------------|-----|---------------------------------------|-----|----------------------------------|-----|--------------------|----|
| | | in. | mm | in. | mm | in. | mm | in. | mm |
| PR71207 | 7 | 2.8 | 70 | 2.55 | 65 | 3.05 | 77 | 1.0 | 25 |
| PR71210 | 10 | 3.9 | 99 | 3.65 | 93 | 4.15 | 105 | 1.0 | 25 |
| PR71213 | 13 | 5.0 | 127 | 4.75 | 121 | 5.25 | 133 | 1.0 | 25 |
| PR71217 | 17 | 6.5 | 166 | 6.25 | 159 | 6.75 | 171 | 1.0 | 25 |

M = Molded Sprocket MS = Molded Split Sprocket

| Sprocket Part Number | Available Bore Size | | | | | | | | | | | | | | | |
|----------------------|---------------------|----|--------|-------|--------|---------|--------|------------|-------|-----------|----------|-------|----|-------|-----------|------------|
| | 25 mm | 1" | 1" sq. | 30 mm | 1-1/4" | 1-7/16" | 1-1/2" | 1-1/2" sq. | 40 mm | 40 mm sq. | 1-15/16" | 50 mm | 2" | 60 mm | 60 mm sq. | 2-1/2" sq. |
| PR71207 | ✓ | ✓ | ✓ | ✓ | ✓ | - | - | - | - | - | - | - | - | - | - | - |
| PR71210 | ✓ | ✓ | ✓ | ✓ | ✓ | ✓ | ✓ | ✓ | ✓ | ✓ | ✓ | ✓ | - | - | - | - |
| PR71213 | ✓ | ✓ | ✓ | ✓ | ✓ | ✓ | ✓ | ✓ | ✓ | ✓ | ✓ | ✓ | ✓ | ✓ | - | - |
| PR71217 | ✓ | ✓ | ✓ | ✓ | ✓ | ✓ | ✓ | ✓ | ✓ | ✓ | ✓ | ✓ | ✓ | ✓ | ✓ | ✓ |

M = Molded Sprocket MS = Molded Split Sprocket. All bores are round unless designated square (sq.).

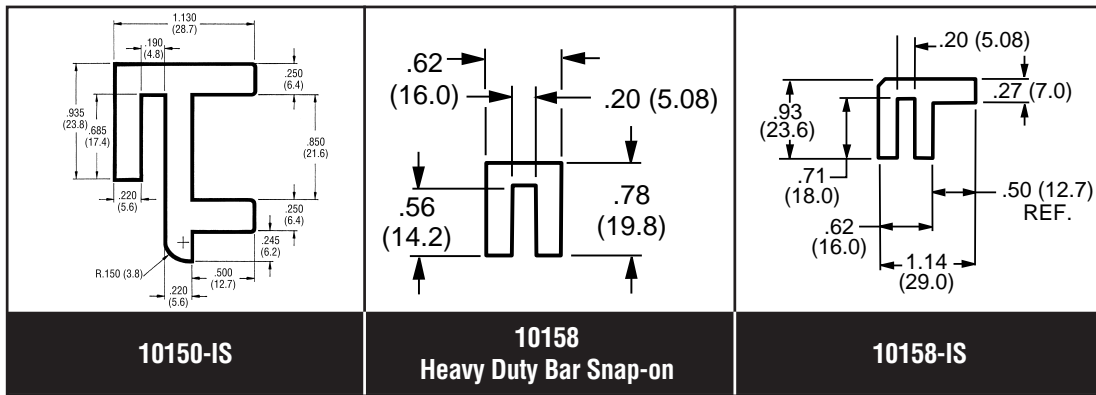
Note: Additional sprockets available. Please consult factory.

For Keyway Dimensions refer to KVP Engineering Guidelines, Pg. 40, Table 13.

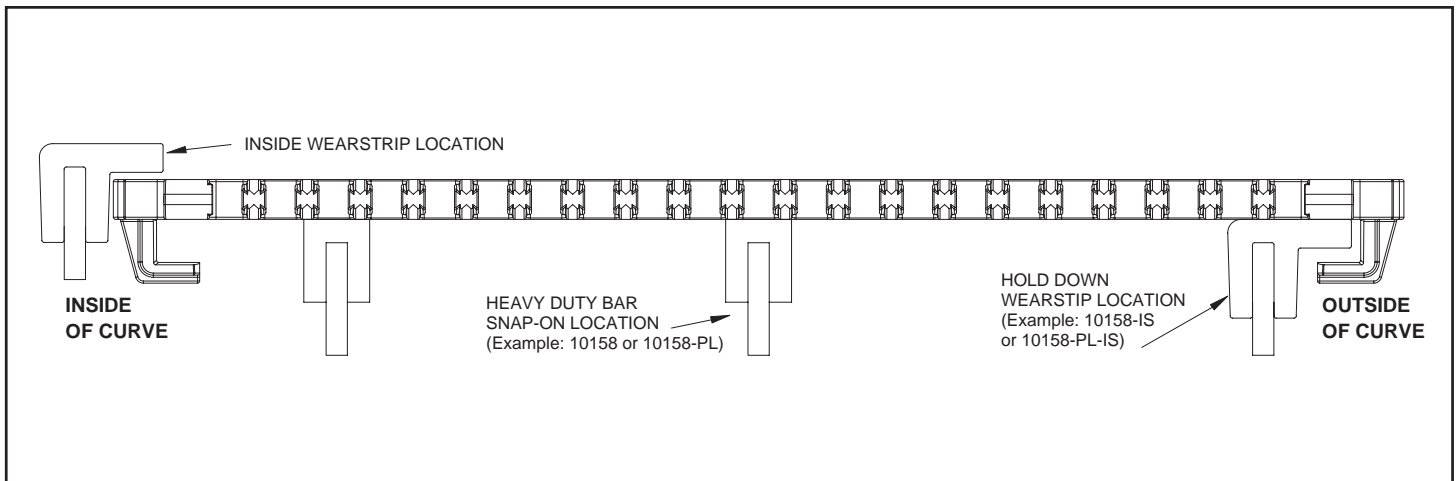
Wearstrip and Cage Bar

ANGLE AND SNAP-ON WEARSTRIP

KVP offers the wearstrip shown below for easy conveyor construction. All wearstrips are sold in 20' lengths. All wearstrips are designed to snap onto 3/16 inch support frames. Wearstrip is available in UHMW polyethylene or a prelubricated material to further reduce friction.

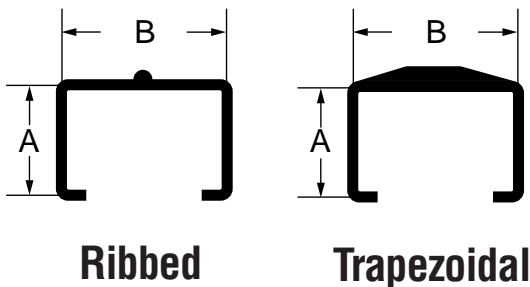


Spiral Belting



CAGE BAR CAPS (For Spiral Conveyors)

Cage bar caps are available in a ribbed or trapezoid design. Contact our customer service department for assistance in choosing the proper shape.



| Cage Bar Style | Part # | A | B |
|----------------|---------------|------|------|
| Ribbed | CB-1/2 x 1 | .5 | 1.03 |
| Trapezoid | CB-TP-1/2 x 1 | .5 | 1.03 |
| Ribbed | CB-1 x 1 | 1.03 | 1.03 |
| Trapezoid | CB-TP-1 x 1 | 1.03 | 1.03 |
| Ribbed | CB-1.5 x 2 | 1.53 | 2.03 |
| Trapezoid | CB-TP-1.5 x 2 | 1.53 | 2.03 |