


Spiral 1" Pitch Belting

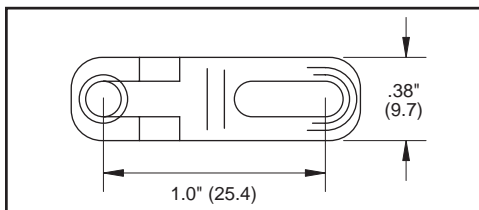


All-in-One (IS61000)

- 1 inch pitch
- Turning radius equals 2.2 times the nominal belt width up to 24". Turning radius equals 2.5 times the nominal belt width over 24".
- 72% open area
- Built to USDA & FDA standards
- Connecting rod diameter = 5/32 inch
- Standard belt width increments = 3 inch (76.2) nominal, starting from 6 inches (152.4). Non-standard widths available in 1/2 inch increments upon request.
- Material selection may affect belt width - please consult factory for actual dimensions



Spiral Belting



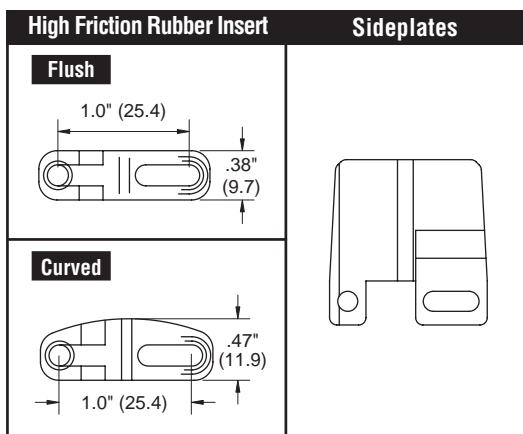
Certified dimensions of ordered material furnished upon request.

BELT DATA

Belt Material	Color	Standard Rod Material	Maximum Belt Pull		Belt Weight		Continuous Temp. Range		Agency Standards	
			LBS	N	LB/FT ²	kg/m ²	F°	C°	FDA	USDA meat/poultry
Propylene	gray	Nylon	180	800	.70	3.42	+50 to +210	+10 to +99	✓	✓
Acetal	off-white or blue	Nylon	300	1,334	1.06	5.17	-40 to +200	-40 to +93	✓	✓
Nylon 2	gray	Nylon	300	1,334	.87	4.25	-40 to +245	-40 to +118	✓	✓

Additional belt colors available, please consult factory. Consult factory for material recommendations for higher intermittent temperatures. Please refer to Engineering Data for the effect of operational conditions on belt pull.

BELT ACCESSORIES



Note: High friction inserts may affect belt pull - please consult factory.

Sideplates are available in standard 1" and 2" heights. Note: Sideplates must be indented a minimum of 1-1/4" from outside edge of belt.

SPROCKET DATA — For sprocket information, see page 12-6.

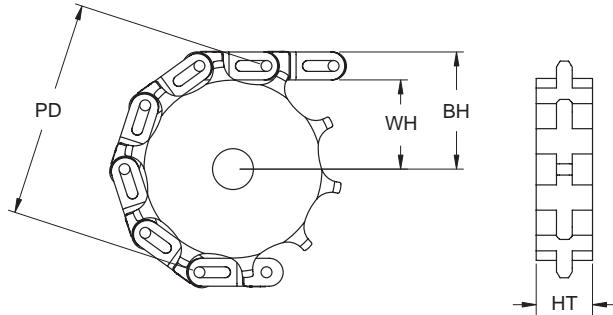
CAGE BAR CAPS — See page 12-15.

Sprocket Information

1-1/5" Pitch Spiral Pro (PR61200)



Machined Sprocket



Split Sprockets and other sizes are available - consult factory for non-standard sizes.

Sprocket Part Number	No. of Teeth	(PD) Nominal Pitch Diameter		(WH) Shaft Center to Top of Wearstrip		(BH) Shaft Center to Top of Belt		(HT) HUB Thickness	
		in.	mm	in.	mm	in.	mm	in.	mm
PR71207	7	2.8	70	2.55	65	3.05	77	1.0	25
PR71210	10	3.9	99	3.65	93	4.15	105	1.0	25
PR71213	13	5.0	127	4.75	121	5.25	133	1.0	25
PR71217	17	6.5	166	6.25	159	6.75	171	1.0	25

M = Molded Sprocket MS = Molded Split Sprocket

Sprocket Part Number	Available Bore Size															
	25 mm	1"	1" sq.	30 mm	1-1/4"	1-7/16"	1-1/2"	1-1/2" sq.	40 mm	40 mm sq.	1-15/16"	50 mm	2"	60 mm	60 mm sq.	2-1/2" sq.
PR71207	✓	✓	✓	✓	✓	-	-	-	-	-	-	-	-	-	-	-
PR71210	✓	✓	✓	✓	✓	✓	✓	✓	✓	✓	✓	✓	-	-	-	-
PR71213	✓	✓	✓	✓	✓	✓	✓	✓	✓	✓	✓	✓	✓	✓	-	-
PR71217	✓	✓	✓	✓	✓	✓	✓	✓	✓	✓	✓	✓	✓	✓	✓	✓

M = Molded Sprocket MS = Molded Split Sprocket. All bores are round unless designated square (sq.).

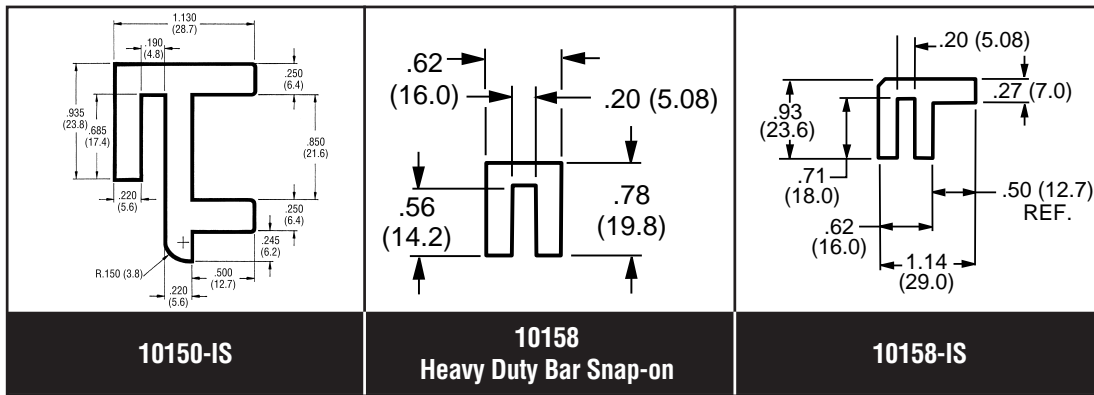
Note: Additional sprockets available. Please consult factory.

For Keyway Dimensions refer to KVP Engineering Guidelines, Pg. 40, Table 13.

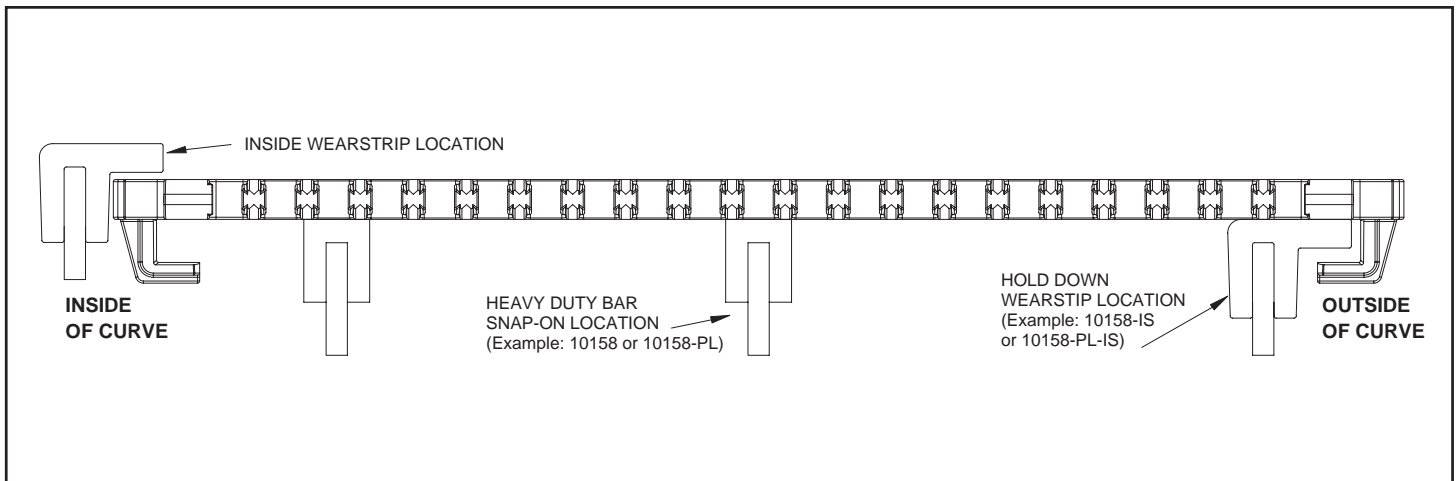
Wearstrip and Cage Bar

ANGLE AND SNAP-ON WEARSTRIP

KVP offers the wearstrip shown below for easy conveyor construction. All wearstrips are sold in 20' lengths. All wearstrips are designed to snap onto 3/16 inch support frames. Wearstrip is available in UHMW polyethylene or a prelubricated material to further reduce friction.

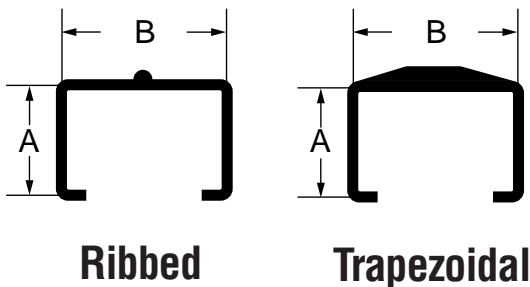


Spiral Belting



CAGE BAR CAPS (For Spiral Conveyors)

Cage bar caps are available in a ribbed or trapezoid design. Contact our customer service department for assistance in choosing the proper shape.



Cage Bar Style	Part #	A	B
Ribbed	CB-1/2 x 1	.5	1.03
Trapezoid	CB-TP-1/2 x 1	.5	1.03
Ribbed	CB-1 x 1	1.03	1.03
Trapezoid	CB-TP-1 x 1	1.03	1.03
Ribbed	CB-1.5 x 2	1.53	2.03
Trapezoid	CB-TP-1.5 x 2	1.53	2.03